

Merkur[®] Seal Repair Kits

406773D

For Model LW125A (125 cc) Merkur Displacement Pump

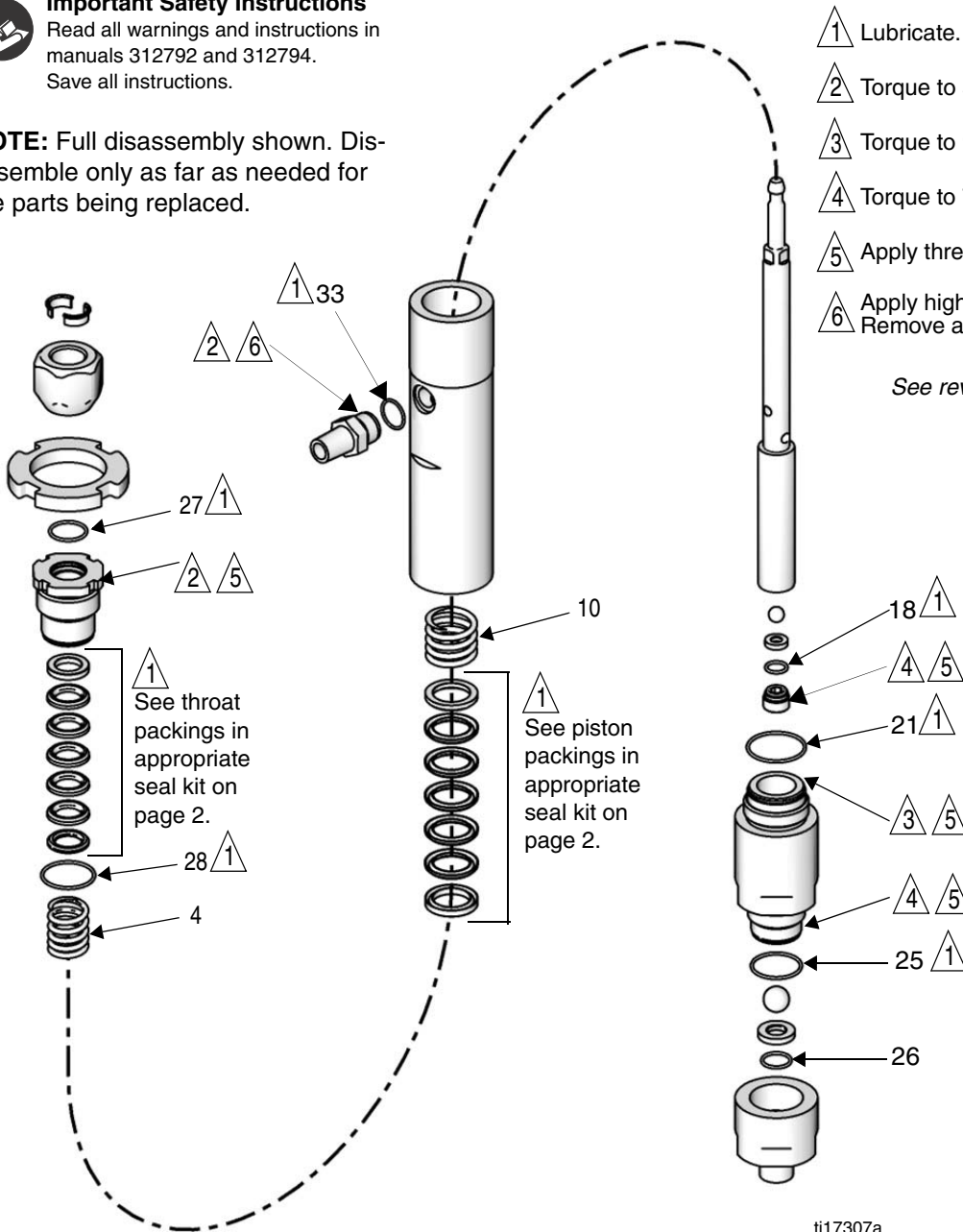
ENG



Important Safety Instructions

Read all warnings and instructions in manuals 312792 and 312794. Save all instructions.

NOTE: Full disassembly shown. Disassemble only as far as needed for the parts being replaced.



ti17307a

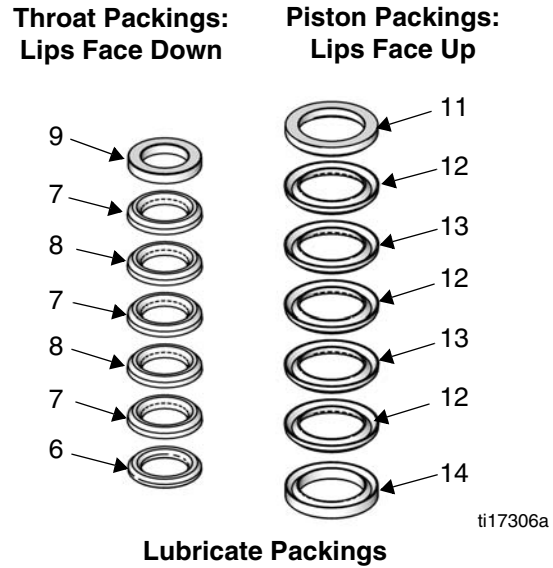


HO03

Ref.	Description	Qty.
4	SPRING, throat	1
6	GLAND, male, throat	1
7	PACKING, throat, UHMWPE	3
8	PACKING, throat, PTFE	2
9	GLAND, female, throat	1
10	SPRING, piston	1
11	GLAND, male, piston	1
12	PACKING, piston, UHMWPE	3
13	PACKING, piston, PTFE	2
14	GLAND, female, piston	1
18	O-RING, piston, 0.9 in (23 mm) OD	1
19	PACKING, throat, reinforced PTFE	5
20	PACKING, piston, reinforced PTFE	5
21	O-RING, lower cylinder, 2.6 in. (66 mm) OD	1
25	O-RING, lower cylinder, 2.3 in. (58 mm) OD	1
26	O-RING, inlet check, 1.0 in. (25 mm) OD	1
27	O-RING, wet cup, 1.9 in. (48 mm) OD	1
28	O-RING, wet cup, 2.3 in. (58 mm) OD	1
33	O-RING, outlet fitting, 0.8 in. (21 mm) OD	1

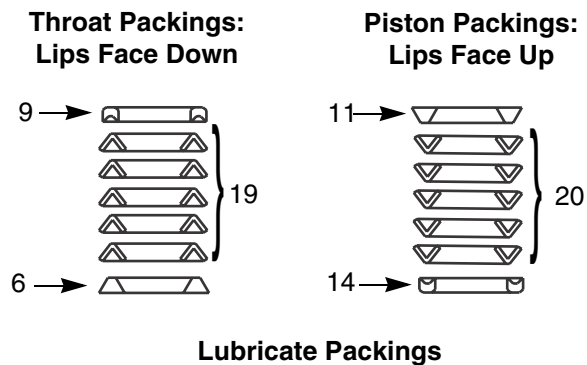
TIP: Some o-rings are close in size. Stack on bench to differentiate.

Standard Seal Repair Kit 24A255



Optional Reinforced PTFE Seal Kit 24J856

Use with materials that cause chemical compatibility concerns with UHMWPE, such as acid catalyst materials.



All written and visual data contained in this document reflects the latest product information available at the time of publication. Graco reserves the right to make changes at any time without notice.

Original instructions. This manual contains English. MM 406773

Graco Headquarters: Minneapolis
International Offices: Belgium, China, Japan, Korea

GRACO INC. P.O. BOX 1441 MINNEAPOLIS, MN 55440-1441

Copyright 2008, Graco Inc. is registered to ISO 9001

www.graco.com
 Revised 06/2011